



Local Bourse Extends Bearish Momentum by 0.02% on Negative Internals, Nitty Rises Across Most Tenors...

MARKET STATISTICS	CLOSE	PREVIOUS	TODAY'S %	YTD%
All Share Index (ASI)	105,525.26	105,547.16	(0.02)	2.52
Deals	13,667.00	17,286.00	(20.94)	
Volume	397,118,887.00	438,094,603.00	(9.35)	
Value	8,743,305,004	12,016,010,741	(27.24)	
Market Cap	66,155,412,530,339	66,185,852,955,564	(0.05)	5.40

SECTORED INDICES	CLOSE	PREVIOUS	TODAY'S % Δ
NGX BANKING	1,156.62	1,160.83	-0.36
NGX INSURANCE	691.88	680.29	1.70
NGX CONSUMER GOODS	1,803.64	1,815.61	-0.66
NGX OIL/GAS	2,442.02	2,446.59	-0.19
NGX IND	3,481.83	3,482.43	-0.02
NGX COMMODITY	1,003.58	1,003.58	0.00

The local stock market extended its downward trend this month as the All-Share Index declined by 0.02% to 105,525.26 points, bringing the year-to-date return to 2.52%. Market capitalization also fell by 0.05% to N66.16 trillion following the delisting of Capital One, Med-View Airline, and Goldlink Insurance from the Nigerian Exchange Group, resulting in an N30.44 billion loss in equities by the session's close. The overall market downturn weighed on investor sentiment, leading to weak market breadth—20 stocks advanced, while 32 declined. Top gainers included AFRIPRUD (+9.76%), GUINEAINS (+9.52%), DAARCOMM (+8.33%), MANSARD (+7.87%), and RTBRISCOE (+7.14%). On the flip side, the biggest decliners were LIVESTOCK (-10.00%), PZ (-9.97%), MBENEFIT (-9.35%), UACN (-9.23%), and NSLTECH (-9.09%). Sectoral performance was predominantly negative, with the Banking, Consumer Goods, Oil & Gas, and Industrial Goods sectors posting losses of 0.36%, 0.66%, 0.19%, and 0.02%, respectively. The Insurance sector, however, gained 1.70%, while the Commodities sector remained unchanged at 0%. Trading activity was subdued, as the number of deals, total transaction volume, and value declined by 20.94%, 9.35%, and 27.24%, respectively. A total of 13,667 transactions were recorded, amounting to N8.74 billion in value and 397.12 million units traded.

Money Market

In the money market, the Nigerian Interbank Offered Rate (NIBOR) declined across most tenors, except for the overnight rate, which edged up by 0.02% to 26.86%. Similarly, key money market indicators trended downward, with the Open Repo Rate (OPR) falling by 0.08% to 26.42% and the Overnight Lending Rate dropping by 0.08% to 26.88%.

The Nigerian Interbank Treasury Bills True Yield (NITTY) rose across most tenors, while the secondary market for Nigerian Treasury Bills experienced a bullish trend, driven by strong investor demand that pushed the average yield down by 0.03% to 19.38%.

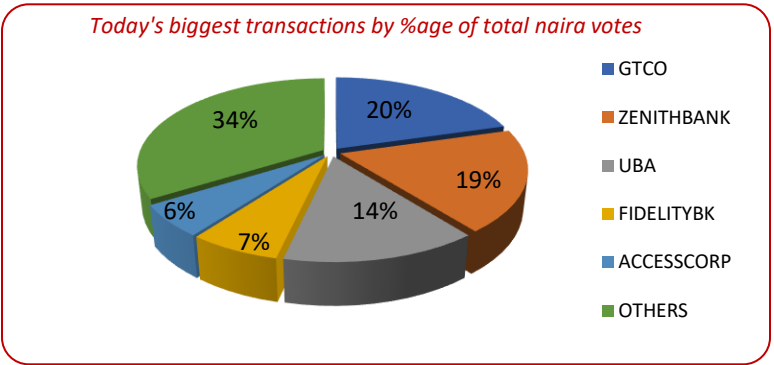
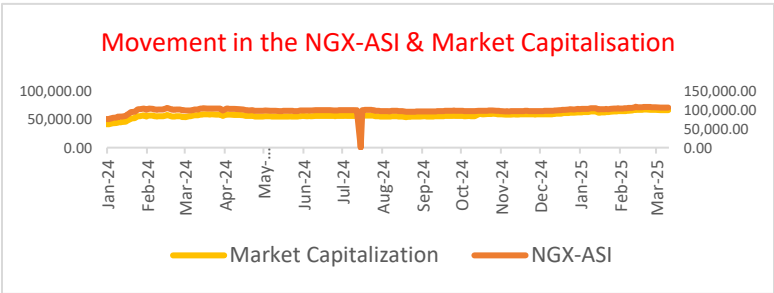
Bond Market

The secondary market for FGN bonds remained unchanged, keeping the average yield steady at 18.71%.

Bearish sentiment prevailed in Nigeria's sovereign Eurobonds market across short-, mid-, and long-term maturities, driven primarily by investor sell-offs in the March 2029 bond. Consequently, the average yield increased by 0.37% to close at 10.21%.

Foreign Exchange Market

In the foreign exchange market, the Naira appreciated by 0.48% in the official window, closing at ₦1,531.25 per dollar. Similarly, the Naira ended the day at ₦1,535 per dollar in the parallel market.





Cowry Daily Market Insight 03 April 2025

MPR: 27.50%
Feb'25 Inflation Rate: 23.18%
Q4 2024 Real GDP: 3.84%

TENOR	NIBOR as @ 03/04/2025	NIBOR as @ 02/04/2025	PPT
Overnight	26.8571	26.8333	0.02
1 Month	26.6464	27.1084	-0.46
3 Months	27.2074	27.7849	-0.58
6 Months	27.5726	28.3415	-0.77

Source: FMDQ

TENOR	NITTY as @ 03/04/2025	NITTY as @ 02/04/2025	PPT
1Month	18.4113	18.0924	0.32
3 Months	18.6878	18.5615	0.13
6 Months	20.3111	20.1026	0.21
12 Months	21.9867	23.5549	-1.57

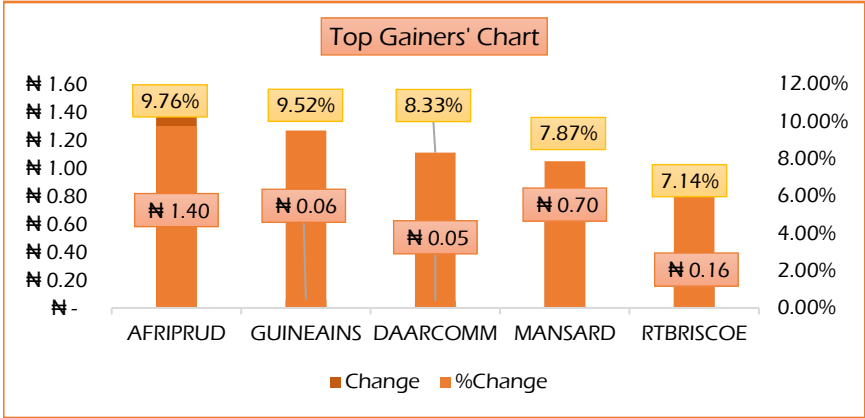
Source: FMDQ

Bond Name	Maturity (Years)	Bid Price	Daily Δ	Offer yield	Yield YTD PPT Δ
16.29% FGN MAR 2027	10	95.83	0.00	18.92%	0.059
12.50% FGN MAR 2035	15	71.25	0.00	19.03%	0.041
16.25% FGN APR 2037	20	88.83	0.00	18.60%	0.032
12.98% FGN MAR 2050	30	75.93	0.00	17.18%	0.011

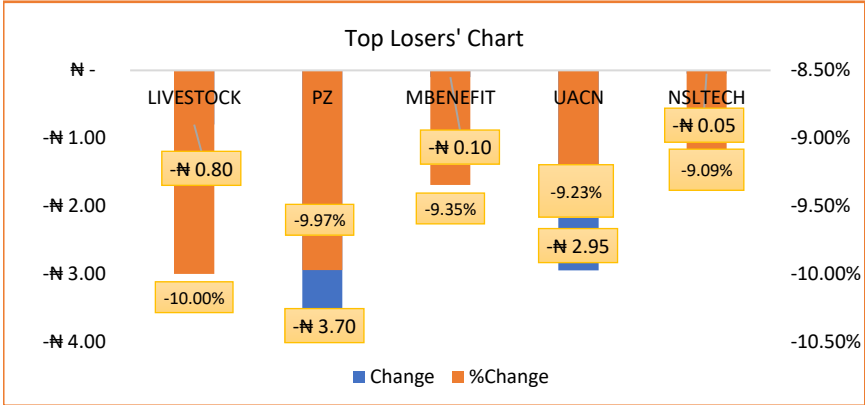
Source: FMDQ

Eurobond Name	Maturity (Years)	Bid Price	Daily Δ	Offer Yield	Yield YTD PPT Δ
6.50 NOV 28, 2027	10	94.61	-0.99	8.82%	0.002
7.69% FEB 23, 2038	20	77.85	-2.07	10.94%	0.006
7.62% NOV 28, 2047	30	72.38	-2.11	10.94%	0.006

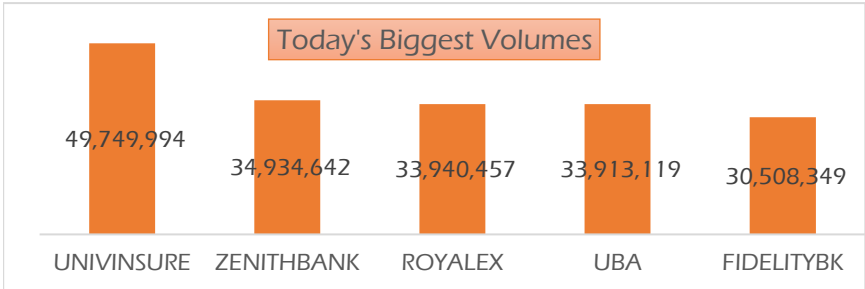
USD/NGN Exchange Rate	03/04/2024	Previous	Daily %
I&E FX	₦1,531.25	₦1,538.66	0.48%
Parallel	₦1,535	₦1,560	1.63%



Source: NGX



Source: NGX



Source: NGX

www.cowryasset.com

This report is produced by the Research Desk, Cowry Asset Management Limited (COWRY) as a guideline for Clients that intend to invest in securities on the basis of their own investment decision without relying completely on the information contained herein. The opinion contained herein is for information purposes only and does not constitute any offer or solicitation to enter into any trading transaction. While care has been taken in preparing this document, no responsibility or liability whatsoever is accepted by any member of COWRY for errors, omission of facts, and any direct or consequential loss arising from the use of this report or its contents.

Top 5 Advancers

 Africa Prudential

+9.76%



Guinea Insurance Plc
...exceeding your expectations

+9.52%



+8.33%



+7.87%



+7.14%

Top 5 Decliners

 LIVESTOCK FEEDS PLC

...quality feeds nationwide

-10.00%



-9.97%



-9.35%



-9.23%



Secure Electronic Technology Plc
...Gaming Entertainment Engagement

-9.09%

Top 5 Trades by Value

 GTCO

N1.79 billion



N1.64 billion



N1.25 billion



Fidelity

N584 million



N514 million

Top 5 Trades by Volume



49.75 million units



34.93 million units



33.94 million units



33.91 million units



Fidelity

30.51 million units



Cowry Daily Market Insight 03 April 2025

MPR: 27.50%

Feb'25 Inflation Rate: 23.18%

Q4 2024 Real GDP: 3.84%

Corporate Bond Issuer	Description	Issue Date	Maturity Date	Coupon (%)	Yield (%)	Daily Δ
13.00 LAPO MFB II 30-MAR-2025	13.00 LAPO MFB II 30-MAR-2025	30-Mar-20	30-Mar-25	13.85	22.72	-0.01
12.50 DANGCEM I 30-APR-2025	12.50 DANGCEM I 30-APR-2025	24-Apr-20	30-Apr-25	15.66	22.27	0.00
12.50 UNICAP I 28-MAY-2025	12.50 UNICAP I 28-MAY-2025	28-May-20	28-May-25	11.87	20.81	0.00
13.50 PAPF SPV I 27-Jul-2025	13.50 PAPF SPV I 27-Jul-2025	27-Jul-22	27-Jul-25	15.03	20.41	0.00
15.75 UNION II 3-SEP-2025	15.75 UNION II 3-SEP-2025	07-Sep-18	03-Sep-25	14.38	22.95	0.01
16.25 STERLING INV. II 6-OCT-2025	16.25 STERLING INV. II 6-OCT-2025	05-Oct-18	06-Oct-25	16.72	22.98	0.01
16.50 WEMA FUNDING SPV II 12-OCT-2025	16.50 WEMA FUNDING SPV II 12-OCT-2025	12-Oct-18	12-Oct-25	16.78	21.46	0.00
6.25 CORO MB SPV I 30-NOV-2025	6.25 CORO MB SPV I 30-NOV-2025	30-Nov-20	30-Nov-25	15.44	20.02	0.00
5.50 FLOURMILLS IV A 15-DEC-2025	5.50 FLOURMILLS IV A 15-DEC-2025	14-Dec-20	15-Dec-25	14.05	20.21	0.00
7.00 CARDINAL SPV I 30-DEC-2025	7.00 CARDINAL SPV I 30-DEC-2025	30-Dec-20	30-Dec-25	12.36	19.84	0.00
8.50 FSDH SPV PLC IA 16-FEB-2026	8.50 FSDH SPV PLC IA 16-FEB-2026	16-Feb-21	16-Feb-26	14.09	19.84	0.00
8.00 FSDH SPV PLC IB 16-FEB-2026	8.00 FSDH SPV PLC IB 16-FEB-2026	16-Feb-21	16-Feb-26	14.09	21.92	0.00
13.00 MECURE SPV PLC I 31-MAR-2026	13.00 MECURE SPV PLC I 31-MAR-2026	31-Mar-21	31-Mar-26	15.76	20.67	0.01
14.5 FLOURMILLS I 9-MAY-2026	14.5 FLOURMILLS I 9-MAY-2026	09-May-23	09-May-26	14.48	19.74	-0.01
12.50 DANGCEM IB 30-MAY-2026	12.50 DANGCEM IB 30-MAY-2026	26-May-21	30-May-26	14.15	21.84	0.00
15.50 ACCESS BANK 23-JUL-2026	15.50 ACCESS BANK 23-JUL-2026	23-Jul-19	23-Jul-26	15.95	19.81	0.00
13.50 MTNN IA 30-SEP-2026	13.50 MTNN IA 30-SEP-2026	30-Sep-22	30-Sep-26	14.19	19.99	0.00
13.50 SUNDRY SPV PLC I 15-DEC-2026	13.50 SUNDRY SPV PLC I 15-DEC-2026	15-Dec-21	15-Dec-26	14.20	21.49	0.00
14.25 EAT & GO FINANCE SPV 17-DEC-2026	14.25 EAT & GO FINANCE SPV 17-DEC-2026	17-Dec-19	17-Dec-26	15.61	20.22	0.03
11.85 DANGCEM IIA 30-APR-2027	11.85 DANGCEM IIA 30-APR-2027	27-Apr-22	30-Apr-27	14.40	21.51	-0.01
14.30 AXELA I 20-MAY-2027	14.30 AXELA I 20-MAY-2027	20-May-20	20-May-27	15.77	22.07	0.00
14.00 ACSP I 15-JUN-2027	14.00 ACSP I 15-JUN-2027	15-Jun-22	15-Jun-27	16.45	23.15	0.02
12.00 NOVAMBL SPV I 23-JUL-2027	12.00 NOVAMBL SPV I 23-JUL-2027	23-Jul-20	23-Jul-27	17.60	21.13	0.02
15.00 UNICAP II 14-SEP-2027	15.00 UNICAP II 14-SEP-2027	14-Sep-22	14-Sep-27	15.74	22.29	0.00
7.20 NMRC III 2-NOV-2027	7.20 NMRC III 2-NOV-2027	02-Nov-20	02-Nov-27	16.54	19.86	0.00
16.00 VIATHAN (GTD) 14-DEC-2027	16.00 VIATHAN (GTD) 14-DEC-2027	15-Dec-17	14-Dec-27	14.12	20.75	0.01

www.cowryasset.com

This report is produced by the Research Desk, Cowry Asset Management Limited (COWRY) as a guideline for Clients that intend to invest in securities on the basis of their own investment decision without relying completely on the information contained herein. The opinion contained herein is for information purposes only and does not constitute any offer or solicitation to enter into any trading transaction. While care has been taken in preparing this document, no responsibility or liability whatsoever is accepted by any member of COWRY for errors, omission of facts, and any direct or consequential loss arising from the use of this report or its contents.



Cowry Daily Market Insight 03 April 2025

MPR: 27.50%

Feb'25 Inflation Rate: 23.18%

Q4 2024 Real GDP: 3.84%

6.25 FLOURMILLS IV B 14-DEC-2027		14-Dec-20	14-Dec-27	15.63	19.81	0.00
7.50 BUACEM I 30-DEC-2027	7.50 BUACEM I 30-DEC-2027	30-Dec-20	30-Dec-27	14.13	19.93	0.01
17.00 ARAD I 13-JAN-2028	17.00 ARAD I 13-JAN-2028	13-Jan-23	13-Jan-28	17.00	20.10	0.01
13.00 MTN COM PLC I 5-MAY-2028	13.00 MTN COM PLC I 5-MAY-2028	05-May-21	05-May-28	14.23	20.06	0.00
13.50 DANGCEM IC 30-MAY-2028	13.50 DANGCEM IC 30-MAY-2028	26-May-21	30-May-28	15.32	21.69	0.02
15.50 C&I LEASING II 3-JUN-2028	15.50 C&I LEASING II 3-JUN-2028	03-Jun-21	03-Jun-28	15.79	22.44	0.03
14.50 CERPAC-SPV III 15-JUL-2028	14.50 CERPAC-SPV III 15-JUL-2028	10-Sep-21	15-Jul-28	16.54	20.37	0.03
16.00 SUNDRY SPV PLC II 23-OCT-2028	16.00 SUNDRY SPV PLC II 23-OCT-2028	23-Oct-23	23-Oct-28	16.00	20.60	0.02
13.30 ARDOVA PLC IA 12-NOV-2028	13.30 ARDOVA PLC IA 12-NOV-2028	12-Nov-21	12-Nov-28	14.66	22.27	0.02
13.25 EAT & GO FINANCE SPV 8-MAR-2029	13.25 EAT & GO FINANCE SPV 8-MAR-2029	08-Mar-22	08-Mar-29	16.43	21.09	0.03
12.85 PRESCO PLC 5-APR-2029	12.85 PRESCO PLC 5-APR-2029	05-Apr-22	05-Apr-29	15.48	20.39	0.00
12.35 DANGCEM IIB 30-APR-2029	12.35 DANGCEM IIB 30-APR-2029	27-Apr-22	30-Apr-29	15.91	22.31	0.02
16.20 UNION III 27-JUN-2029	16.20 UNION III 27-JUN-2029	27-Jun-19	27-Jun-29	18.16	22.65	-0.01
12.75 DANGIFP IA 19-JUL-2029	12.75 DANGIFP IA 19-JUL-2029	19-Jul-22	19-Jul-29	16.67	21.17	-0.01
14.50 GERP I 28-JUL-2029	14.50 GERP I 28-JUL-2029	28-Jul-22	28-Jul-29	16.28	22.07	0.02
14.90 NMRC I 29-JUL-2030	14.90 NMRC I 29-JUL-2030	29-Jul-15	29-Jul-30	14.86	20.05	0.00
10.00 TSL SPV I (GTD) 6-OCT-2030	10.00 TSL SPV I (GTD) 6-OCT-2030	06-Oct-20	06-Oct-30	15.96	21.66	0.00
6.25 FBNQ MB SPV II 16-DEC-2030	6.25 FBNQ MB SPV II 16-DEC-2030	16-Dec-20	16-Dec-30	15.96	20.56	-0.06
8.50 FIDELITY I 7-JAN-2031	8.50 FIDELITY I 7-JAN-2031	07-Jan-21	07-Jan-31	15.97	20.56	-0.06
18.00 EGFS 22-FEB-2031	18.00 EGFS 22-FEB-2031	22-Feb-24	22-Feb-31	18.00	21.81	-0.06
17.00 PRIMERO BRT-SPV 27-OCT-2031	17.00 PRIMERO BRT-SPV 27-OCT-2031	24-May-19	27-Oct-31	17.80	22.73	-0.03
12.75 MTN COM PLC II 4-NOV-2031	12.75 MTN COM PLC II 4-NOV-2031	04-Nov-21	04-Nov-31	15.96	22.03	-0.03
13.65 ARDOVA PLC IB 12-NOV-2031	13.65 ARDOVA PLC IB 12-NOV-2031	12-Nov-21	12-Nov-31	15.62	20.56	-0.06
13.00 GPC SPV PLC (GTD) 23-NOV-2031	13.00 GPC SPV PLC (GTD) 23-NOV-2031	23-Nov-21	23-Nov-31	15.53	20.84	0.00
13.25 PAT SPV PLC (GTD) 2-FEB-2032	13.25 PAT SPV PLC (GTD) 2-FEB-2032	02-Feb-22	02-Feb-32	15.91	20.24	0.00
13.00 DANGCEM IIC 30-APR-2032	13.00 DANGCEM IIC 30-APR-2032	27-Apr-22	30-Apr-32	16.61	20.55	0.00
13.00 DANGCEM IIC 30-APR-2032	13.00 DANGCEM IIC 30-APR-2032	19-Jul-22	19-Jul-32	16.78	20.55	0.00

www.cowryasset.com

This report is produced by the Research Desk, Cowry Asset Management Limited (COWRY) as a guideline for Clients that intend to invest in securities on the basis of their own investment decision without relying completely on the information contained herein. The opinion contained herein is for information purposes only and does not constitute any offer or solicitation to enter into any trading transaction. While care has been taken in preparing this document, no responsibility or liability whatsoever is accepted by any member of COWRY for errors, omission of facts, and any direct or consequential loss arising from the use of this report or its contents.



Cowry Daily Market Insight 03 April 2025

MPR: 27.50%
Feb'25 Inflation Rate: 23.18%
Q4 2024 Real GDP: 3.84%

14.50 MTNN IB 30-SEP-2032	14.50 MTNN IB 30-SEP-2032	30-Sep-22	30-Sep-32	16.04	20.69	0.00
13.50 DANGIFP IB 19-JUL-2032	13.50 DANGIFP IB 19-JUL-2032	19-Jul-22	19-Jul-32	17.02	19.91	0.00
13.80 NMRC II 15-MAR-2033	13.80 NMRC II 15-MAR-2033	21-May-18	15-Mar-33	15.84	20.44	-0.03
15.15 GEL UTILITY-SPV (GTD) 28-AUG-2034	15.15 GEL UTILITY-SPV (GTD) 28-AUG-2034	28-Aug-19	28-Aug-34	16.52	29.75	-0.04
13.25 LFZC II 16-MAR-2042	13.25 LFZC II 16-MAR-2042	10-May-22	16-Mar-42	16.40	21.15	-0.06
16.00 FCMB I (PERP)	16.00 FCMB I (PERP)	16-Feb-23	-	16.32	24.10	0.00
15.25 LFZC III 29-MAR-2043	15.25 LFZC III 29-MAR-2043	29-Mar-23	29-Mar-43	16.46	19.61	0.00